

crestline village



WATER DISTRICT

Memo

To: Board of Directors
From: Josselyn Quine
Date: May 12, 2026
Subject: Monthly Financials

Below are the District's cash balances as of April 30, 2026:

Cash in Bank (California Bank & Trust):	\$ 600,543.59
Cash in Bank (Arrowhead Credit Union):	\$ 59,263.86
LAIF:	\$ 1,082,983.92
King Capital Investments:	<u>\$ 1,942,875.27</u>
	\$ 3,685,666.64



Budget Report Account Summary

For Fiscal: 2025-2026 Period Ending: 04/30/2026

		Original Total Budget	Current Total Budget	Period Activity	Fiscal Activity	Variance Favorable (Unfavorable)	Percent Remaining
Fund: 100 - GENERAL FUND							
Revenue							
100-411000	RESIDENTIAL WATER SALES	3,200,000.00	3,200,000.00	270,007.13	3,297,172.52	97,172.52	103.04 %
100-412000	BUSINESS WATER SALES	190,000.00	190,000.00	14,084.19	188,313.82	-1,686.18	0.89 %
100-417000	OTHER WATER SALES	6,000.00	6,000.00	0.00	859.86	-5,140.14	85.67 %
100-423100	TAPS & CONNECTION CHARGES	22,000.00	22,000.00	0.00	21,876.76	-123.24	0.56 %
100-423200	SHUT-OFF & TURN-ON CHARGES	85,000.00	85,000.00	6,521.20	80,020.88	-4,979.12	5.86 %
100-492000	INTEREST REVENUES	115,000.00	115,000.00	0.00	90,837.17	-24,162.83	21.01 %
100-492015	FAIR MARKET VALUE ADJUSTMENT	30,000.00	30,000.00	0.00	0.00	-30,000.00	100.00 %
100-493100	PROPERTY TAX REVENUE	355,000.00	355,000.00	0.00	0.00	-355,000.00	100.00 %
100-493200	AVAILABILITY ASSESSMENTS	137,000.00	137,000.00	0.00	135,089.80	-1,910.20	1.39 %
100-495100	GAIN - DISPOSAL OF ASSETS	10,000.00	10,000.00	0.00	0.00	-10,000.00	100.00 %
100-495255	CONTRACT SERVICES PERFORMED	12,000.00	12,000.00	0.00	17,657.19	5,657.19	147.14 %
100-495900	OTHER REVENUES	19,000.00	19,000.00	0.00	33,914.22	14,914.22	178.50 %
100-495920	LEAK PROTECTION INSURANCE CHA	0.00	0.00	8,472.60	101,626.20	101,626.20	0.00 %
	Revenue Total:	4,181,000.00	4,181,000.00	299,085.12	3,967,368.42	-213,631.58	5.11 %
Expense							
100-510000	SOURCE OF SUPPLY EXPENSES	1,200.00	1,200.00	0.00	1,816.98	-616.98	-51.42 %
100-511000	WAGES - SOURCE OF SUPPLY	102,343.00	102,343.00	6,036.72	110,883.82	-8,540.82	-8.35 %
100-512000	MAINT. OF STRUCTURES & IMPROV	50,000.00	50,000.00	2,617.44	34,348.24	15,651.76	31.30 %
100-513000	PURCHASED WATER	386,000.00	386,000.00	22,966.41	308,574.79	77,425.21	20.06 %
100-522100	MAINT & REPAIRS TO EQUIPMENT	25,000.00	25,000.00	0.00	860.60	24,139.40	96.56 %
100-522200	MAINT & REPAIRS/STRUCT & IMPR	20,000.00	20,000.00	857.55	15,413.24	4,586.76	22.93 %
100-523000	FUEL OR POWER PURCHASED	80,000.00	80,000.00	0.00	84,653.77	-4,653.77	-5.82 %
100-531000	WAGES - TREATMENT	28,000.00	28,000.00	1,351.34	26,933.55	1,066.45	3.81 %
100-531100	Treatment Expenses	0.00	0.00	0.00	1,133.98	-1,133.98	0.00 %
100-532100	MAINT & REPAIRS/BLDGS & GROU	10,000.00	10,000.00	0.00	10,646.88	-646.88	-6.47 %
100-532200	MAINT & REPAIRS/FIXTURES,EQUIP	17,000.00	17,000.00	247.99	7,446.69	9,553.31	56.20 %
100-542100	MAINT & REPAIRS TO STREET & RO	52,000.00	52,000.00	0.00	126,929.34	-74,929.34	-144.09 %
100-542200	MAINT & REPAIRS TO T&D MAINS	125,000.00	125,000.00	6,825.63	90,388.66	34,611.34	27.69 %
100-542300	LOCATING MAINS	30,000.00	30,000.00	3,368.06	32,061.85	-2,061.85	-6.87 %
100-542400	MAINT & REPAIRS TO RES & TANKS	70,000.00	70,000.00	1,935.99	67,965.48	2,034.52	2.91 %
100-542500	MAINT & REPAIRS TO SERVICES	65,000.00	65,000.00	2,285.28	45,261.44	19,738.56	30.37 %
100-542600	MAINT & REPAIRS TO HYDRANTS	12,000.00	12,000.00	9,908.09	42,246.22	-30,246.22	-252.05 %
100-542700	MAINT & REPAIRS TO METERS, SHO	4,000.00	4,000.00	0.00	254.71	3,745.29	93.63 %
100-542800	MAINT & REPAIRS TO METERS,FIEL	35,000.00	35,000.00	721.81	13,369.06	21,630.94	61.80 %
100-551000	WAGES - CUST. ACCT. - METER REA	15,000.00	15,000.00	864.23	19,286.60	-4,286.60	-28.58 %
100-552000	WAGES - CUST. ACCT. - SERVICE CAL	60,000.00	60,000.00	6,831.30	82,688.31	-22,688.31	-37.81 %
100-558000	UNCOLLECTIBLE ACCOUNTS W/O	1,000.00	1,000.00	0.00	0.00	1,000.00	100.00 %
100-561000	WAGES - ADMIN - GENERAL	450,000.00	450,000.00	45,401.51	533,403.89	-83,403.89	-18.53 %
100-561500	WAGES - ADMIN - FIELD	220,000.00	220,000.00	19,988.60	243,482.02	-23,482.02	-10.67 %
100-562110	OFFICE SUPPLIES	8,500.00	8,500.00	0.00	4,265.73	4,234.27	49.81 %
100-562111	CONFERENCES, TRAVEL, MEALS	16,000.00	16,000.00	0.00	9,461.20	6,538.80	40.87 %
100-562115	BANK FEES	13,500.00	13,500.00	0.00	18,092.63	-4,592.63	-34.02 %
100-562120	TELEPHONE & INTERNET	26,000.00	26,000.00	2,575.50	30,366.79	-4,366.79	-16.80 %
100-562130	ALARM SERVICE	1,700.00	1,700.00	75.00	5,758.11	-4,058.11	-238.71 %
100-562140	UTILITIES	34,200.00	34,200.00	713.01	32,029.78	2,170.22	6.35 %
100-562150	DUES, FEES, MEMBERSHIPS, SUBSC	75,000.00	75,000.00	1,615.45	89,924.48	-14,924.48	-19.90 %
100-562160	POSTAGE	32,000.00	32,000.00	2,476.20	37,137.06	-5,137.06	-16.05 %
100-562170	PRINTING & STATIONARY	17,000.00	17,000.00	629.56	8,028.99	8,971.01	52.77 %
100-562175	SOFTWARE	55,000.00	55,000.00	2,775.00	46,378.57	8,621.43	15.68 %
100-562180	OTHER EXPENSES	15,000.00	15,000.00	783.37	50,637.33	-35,637.33	-237.58 %

Budget Report

For Fiscal: 2025-2026 Period Ending: 04/30/2026

		Original Total Budget	Current Total Budget	Period Activity	Fiscal Activity	Variance Favorable (Unfavorable)	Percent Remaining
100-562200	M&R - GENERAL - VEHICLES	60,000.00	60,000.00	4,975.08	82,399.21	-22,399.21	-37.33 %
100-562250	M&R - GENERAL - EQUIPMENT	30,000.00	30,000.00	1,598.23	15,134.02	14,865.98	49.55 %
100-562300	OFFICE EQUIPMENT RENTAL	5,188.00	5,188.00	439.92	6,037.68	-849.68	-16.38 %
100-562400	GENERAL SUPPLIES & EXPENSE	13,000.00	13,000.00	474.99	12,288.98	711.02	5.47 %
100-562500	SMALL TOOLS EXPENSE	10,000.00	10,000.00	1,441.02	9,317.66	682.34	6.82 %
100-562510	SMALL OFFICE EQUIPMENT	20,000.00	20,000.00	0.00	14,971.38	5,028.62	25.14 %
100-562600	COMMUNICATIONS EXPENSE	15,000.00	15,000.00	93.69	22,520.99	-7,520.99	-50.14 %
100-562700	OUTSIDE SERVICES EMPLOYED	325,532.00	325,532.00	28,841.15	147,668.67	177,863.33	54.64 %
100-562800	PERSONAL AUTO EXPENSE	1,800.00	1,800.00	41.33	982.24	817.76	45.43 %
100-563000	INSURANCE EXPENSES	0.00	0.00	0.00	84,540.60	-84,540.60	0.00 %
100-563100	LIABILITY & CASUALTY INSURANCE	150,000.00	150,000.00	39,729.70	153,568.83	-3,568.83	-2.38 %
100-563200	WORKMENS COMPENSATION INSU	50,000.00	50,000.00	0.00	47,242.39	2,757.61	5.52 %
100-564200	PAID TIME OFF	130,000.00	130,000.00	10,197.04	148,637.85	-18,637.85	-14.34 %
100-564250	COMP TIME OFF	5,000.00	5,000.00	92.69	2,557.58	2,442.42	48.85 %
100-564300	HOLIDAYS WITH PAY	60,000.00	60,000.00	3,103.77	77,694.54	-17,694.54	-29.49 %
100-564400	GROUP MEDICAL INSURANCE	675,000.00	675,000.00	62,891.61	756,108.65	-81,108.65	-12.02 %
100-564500	EMPLOYER PAYROLL TAXES	31,000.00	31,000.00	1,647.54	26,427.62	4,572.38	14.75 %
100-564600	PENSION PLAN COSTS	360,000.00	360,000.00	12,107.98	551,556.95	-191,556.95	-53.21 %
100-567100	MAINT & REPAIRS/GEN STRUCTURE	55,000.00	55,000.00	7,096.85	72,427.65	-17,427.65	-31.69 %
100-567200	MAINT & REPAIRS/GEN EQUIPMEN	15,000.00	15,000.00	345.96	14,558.61	441.39	2.94 %
100-567210	MAINT & REPAIRS/OFFICE EQUIP	5,000.00	5,000.00	0.00	0.00	5,000.00	100.00 %
100-567221	JD LOADER	0.00	0.00	774.18	2,090.17	-2,090.17	0.00 %
100-568100	DIRECTORS' FEES	12,000.00	12,000.00	1,000.00	12,000.00	0.00	0.00 %
100-591000	INTEREST EXPENSE	0.00	0.00	0.00	436.91	-436.91	0.00 %
100-591100	AMORTIZATION EXPENSE	0.00	0.00	0.00	2,760.04	-2,760.04	0.00 %
	Expense Total:	4,180,963.00	4,180,963.00	320,743.77	4,496,060.01	-315,097.01	-7.54%
	Fund: 100 - GENERAL FUND Surplus (Deficit):	37.00	37.00	-21,658.65	-528,691.59	-528,728.59	28,996.19%
	Report Surplus (Deficit):	37.00	37.00	-21,658.65	-528,691.59	-528,728.59	28,996.19%

Group Summary

Account Type	Original Total Budget	Current Total Budget	Period Activity	Fiscal Activity	Variance	
					Favorable (Unfavorable)	Percent Remaining
Fund: 100 - GENERAL FUND						
Revenue	4,181,000.00	4,181,000.00	299,085.12	3,967,368.42	-213,631.58	5.11%
Expense	4,180,963.00	4,180,963.00	320,743.77	4,496,060.01	-315,097.01	-7.54%
Fund: 100 - GENERAL FUND Surplus (Deficit):	37.00	37.00	-21,658.65	-528,691.59	-528,728.59	28,996.19%
Report Surplus (Deficit):	37.00	37.00	-21,658.65	-528,691.59	-528,728.59	28,996.19%

Fund Summary

Fund	Original Total Budget	Current Total Budget	Period Activity	Fiscal Activity	Variance Favorable (Unfavorable)
100 - GENERAL FUND	37.00	37.00	-21,658.65	-528,691.59	-528,728.59
Report Surplus (Deficit):	37.00	37.00	-21,658.65	-528,691.59	-528,728.59



Local Agency Investment Fund
 P.O. Box 942809
 Sacramento, CA 94209-0001
 (916) 653-3001

May 01, 2026

[LAIF Home](#)
[PMIA Average Monthly Yields](#)

CRESTLINE VILLAGE WATER DISTRICT

OFFICE MANAGER
 P.O. BOX 3347
 CRESTLINE, CA 92325

[Tran Type Definitions](#)

//

Account Number: 90-36-001

April 2026 Statement

Effective Date	Transaction Date	Tran Type	Confirm Number	Web Confirm Number	Authorized Caller	Amount
4/15/2026	4/14/2026	QRD	1798188	N/A	SYSTEM	10,509.80

Account Summary

Total Deposit:	10,509.80	Beginning Balance:	1,072,474.12
Total Withdrawal:	0.00	Ending Balance:	1,082,983.92

ENV# CEBTDFZKBBBHJQ_BBBBB
 CAMBRIDGE INVESTMENT RESEARCH
 1776 PLEASANT PLAIN RD
 FAIRFIELD, IA 52556-8757
 888-245-0452



Securities offered through Cambridge Investment Research, Inc. Member FINRA/SIPC.
 Advisory services through Cambridge Investment Research Advisors, Inc., a Registered Investment Adviser. Cambridge and King Capital Advisors are not affiliated.

CRESTLINE VILLAGE WATER DISTRICT
 PO BOX 3347
 CRESTLINE CA 92325

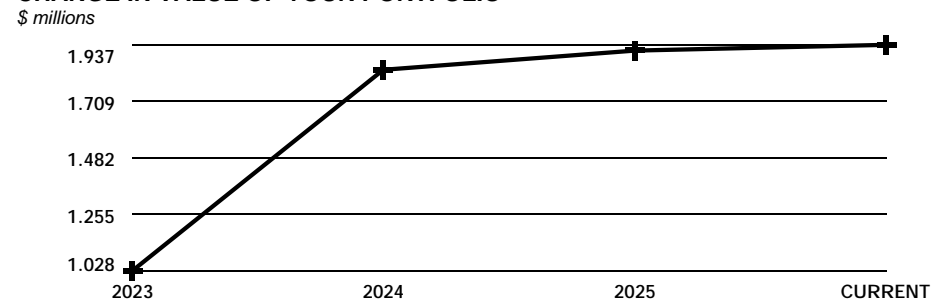
STATEMENT FOR THE PERIOD APRIL 1, 2026 TO APRIL 30, 2026

CRESTLINE VILLAGE WATER DISTRICT - Unincorporated Assn
 Account Number: A4B-000090

BEGINNING VALUE OF YOUR PORTFOLIO	\$1,928,251.69
TOTAL VALUE OF YOUR PORTFOLIO	\$1,936,541.87

YOUR FINANCIAL PROFESSIONAL **For questions about your accounts:**
 Mark Edelman Local: 281 582 6500
 RR#: S6Q

CHANGE IN VALUE OF YOUR PORTFOLIO



Change In Value Of Your Portfolio information can be found in Miscellaneous Footnotes at the end of this statement.

Account carried with National Financial Services LLC, Member NYSE, SIPC

Statement for the Period April 1, 2026 to April 30, 2026

CRESTLINE VILLAGE WATER DISTRICT - Unincorporated Assn
Account Number: A4B-000090



Securities offered through Cambridge Investment Research, Inc. Member FINRA/SIPC.
Advisory services through Cambridge Investment Research Advisors, Inc., a Registered Investment Adviser. Cambridge and King Capital Advisors are not affiliated.

Account Overview

CHANGE IN ACCOUNT VALUE	<i>Current Period</i>	<i>Year-to-Date</i>
BEGINNING VALUE	\$1,928,251.69	\$1,913,741.46
Additions and Withdrawals	\$0.00	\$0.00
Misc. & Corporate Actions	\$0.00	\$0.00
Income	\$7,889.43	\$30,706.44
Taxes, Fees and Expenses	\$0.00	(\$1.00)
Change in Value	\$400.75	(\$7,905.03)
ENDING VALUE (AS OF 04/30/26)	\$1,936,541.87	\$1,936,541.87
Total Accrued Interest	\$6,333.40	
Ending Value with Accrued Interest	\$1,942,875.27	

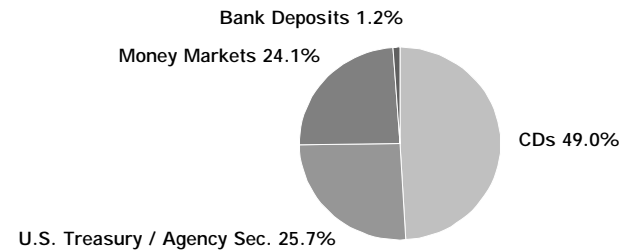
Refer to Miscellaneous Footnotes for more information on Change in Value.

INCOME	<i>Current Period</i>	<i>Year-to-Date</i>
TAXABLE		
Taxable Dividends	\$1,284.49	\$6,333.33
Taxable Interest	\$6,604.94	\$24,373.11
TOTAL TAXABLE	\$7,889.43	\$30,706.44
TOTAL INCOME	\$7,889.43	\$30,706.44

Taxable income is determined based on information available to NFS at the time the statement was prepared, and is subject to change. Final information on taxation of interest and dividends is available on Form 1099-Div, which is mailed in February of the subsequent year.

TAXES, FEES AND EXPENSES	<i>Current Period</i>	<i>Year-to-Date</i>
Account Fees	\$0.00	(\$1.00)
TOTAL TAXES, FEES AND EXPENSES	\$0.00	(\$1.00)

ACCOUNT ALLOCATION



	<i>Percent</i>	<i>Prior Period</i>	<i>Current Period</i>
Money Markets	24.1 %	\$465,869.24	\$465,869.24
Bank Deposits	1.2	\$16,029.35	\$23,918.78
CDs	49.0	\$949,493.10	\$949,503.85
U.S. Treasury / Agency Sec.	25.7	\$496,860.00	\$497,250.00
TOTAL	100.0 %	\$1,928,251.69	\$1,936,541.87

Account Allocation shows the percentage that each asset class represents of your total account value. Account Allocation for equities, fixed income, and other categories may include mutual funds and may be net of short positions. NFS has made assumptions concerning how certain mutual funds are allocated. Closed-end mutual funds and Exchange Traded Products (ETPs) listed on an exchange may be included in the equity allocation. The chart may not reflect your actual portfolio allocation. Consult your broker/dealer prior to making investment decisions.

Account carried with National Financial Services LLC, Member NYSE, SIPC

Statement for the Period April 1, 2026 to April 30, 2026

CRESTLINE VILLAGE WATER DISTRICT - Unincorporated Assn
Account Number: A4B-000090



Securities offered through Cambridge Investment Research, Inc. Member FINRA/SIPC.
Advisory services through Cambridge Investment Research Advisors, Inc., a Registered Investment Adviser. Cambridge and King Capital Advisors are not affiliated.

Account Overview *continued*

REALIZED GAIN (LOSS)	<i>Current Period</i>	<i>Year-to-Date</i>
Short Term Gain	\$0.00	\$0.00
Short Term Loss	\$0.00	\$0.00
Disallowed Short Term Loss	\$0.00	\$0.00
TOTAL SHORT TERM GAIN (LOSS)	\$0.00	\$0.00
Long Term Gain	\$0.00	\$296.50
Long Term Loss	\$0.00	\$1.79
Disallowed Long Term Loss	\$0.00	\$0.00
TOTAL LONG TERM GAIN (LOSS)	\$0.00	\$294.71

NFS-provided cost basis, realized gain (loss) and holding period information may not reflect all adjustments necessary for your tax reporting purposes. Please refer to Footnotes and Cost Basis Information at the end of this statement for more information.

MESSAGES AND ALERTS

The SEC has increased the transaction fee to \$20.60 per \$1 million for covered sales effective April 4th, 2026. Please contact your financial professional with questions.

Due to industry and regulatory changes, positions not within Cambridges interval fund or mutual fund share class of choice may be converted into our shares class of choice on an ongoing basis. Please contact your financial professional with questions.

IBDP program banks may have changed. Please visit <https://www.joincambridge.com/information-for-investors/investor-resources/cambridge-disclosures/> for the most current list of program banks.

National Financial Services has been advised by Cambridge Investment Research, Inc. that Cambridge may receive payment for directing order flow. Upon written request to Cambridge, you may obtain the identity of the venue to which your orders were routed for the six months prior to your request and time of the transactions that may have resulted from such orders. Please contact your financial professional with any questions.

Statement for the Period April 1, 2026 to April 30, 2026

CRESTLINE VILLAGE WATER DISTRICT - Unincorporated Assn
 Account Number: A4B-000090



Securities offered through Cambridge Investment Research, Inc. Member FINRA/SIPC.
 Advisory services through Cambridge Investment Research Advisors, Inc., a Registered Investment Adviser. Cambridge and King Capital Advisors are not affiliated.

Holdings

NFS-provided cost basis, realized gain (loss) and holding period information may not reflect all adjustments necessary for tax purposes. Please refer to Footnotes and Cost Basis Information at the end of this statement for more information.

AI (Accrued Interest) - Represents interest accumulated since the last coupon date, but not yet paid by the issuer or received by NFS. There is no guarantee that AI will be paid by the issuer.

For additional information regarding your holdings, please refer to the footnotes at the end of the statement.

CASH AND CASH EQUIVALENTS - 25.29% of Total Account Value

Description	Symbol/Cusip Account Type	Quantity	Price on 04/30/26	Current Market Value	Estimated Annual Income
Money Markets					
FIDELITY GOVERNMENT CASH RESERVES	FDRXX	465,869.24	\$1.00	\$465,869.24	
7 DAY YIELD 3.37%	CASH				
Dividend Option Cash					
Capital Gain Option Cash					
Bank Deposits					
Bank deposits are not securities and are not covered by the Securities Investor Protection Corporation (SIPC). Funds used to purchase or sweep to a bank deposit are SIPC protected until deposited to a Program Bank at which time funds may be eligible for FDIC insurance. Customers are responsible for monitoring their total deposits at each Program Bank to determine the extent of available FDIC insurance. Refer to the Bank Deposit Detail section which appears later in this statement for information on the banks holding your deposits. If your account was established on the last business day of this month, your statement will not include a Bank Deposit Detail section. The Interest Rate below is the interest rate effective for Cash Balances in your FDIC-Insured Bank Deposit Sweep on the last day of the statement period.					
INSURED BANK DEPOSIT PROGRAM	QIDPQ	23,918.78	\$1.00	\$23,918.78	
Interest Rate 0.05%	CASH				
Total Cash and Cash Equivalents				\$489,788.02	

Account carried with National Financial Services LLC, Member NYSE, SIPC

Statement for the Period April 1, 2026 to April 30, 2026

CRESTLINE VILLAGE WATER DISTRICT - Unincorporated Assn
Account Number: A4B-000090



Securities offered through Cambridge Investment Research, Inc. Member FINRA/SIPC.
Advisory services through Cambridge Investment Research Advisors, Inc., a Registered Investment Adviser. Cambridge and King Capital Advisors are not affiliated.

HOLDINGS > FIXED INCOME - 74.71% of Total Account Value

For an explanation of fixed income pricing, please see the last page. Redemption schedule(s), bond rating(s), and other information are provided where available. If information does not appear regarding a particular investment, it is not available.

Copyright 2022, S&P Global Market Intelligence. Reproduction of any information, data or material, including ratings ("Content") in any form is prohibited except with the prior written permission of the relevant party. Such party, its affiliates and suppliers ("Content Providers") do not guarantee the accuracy, adequacy, completeness, timeliness or availability of any Content and are not responsible for any errors or omissions (negligent or otherwise), regardless of the cause, or for the results obtained from the use of such Content. In no event shall Content Providers be liable for any damages, costs, expenses, legal fees, or losses (including lost income or lost profit and opportunity costs) in connection with any use of the Content. A reference to a particular investment or security, a rating or any observation concerning an investment that is part of the Content is not a recommendation to buy, sell or hold such investment or security, does not address the suitability of an investment or security and should not be relied on as investment advice. Credit ratings are statements of opinions and are not statements of fact.

Moody's® Copyright 2022, Moody's Investors Service, Inc. ("Moody's"). Moody's ratings ("Ratings") are proprietary to Moody's or its affiliates and are protected by copyright and other intellectual property laws. Ratings are licensed to Licensee by Moody's. RATINGS MAY NOT BE COPIED OR OTHERWISE REPRODUCED, REPACKAGED, FURTHER TRANSMITTED, TRANSFERRED, DISSEMINATED, REDISTRIBUTED OR RESOLD, OR STORED FOR SUBSEQUENT USE FOR ANY SUCH PURPOSE, IN WHOLE OR IN PART, IN ANY FORM OR MANNER OR BY ANY MEANS WHATSOEVER, BY ANY PERSON WITHOUT MOODY'S PRIOR WRITTEN CONSENT. Moody's® is a registered trademark.

Description	Symbol/Cusip Account Type	Quantity	Estimated Price on 04/30/26	Estimated Current Market Value	Estimated Annual Income	Original/Adjusted Cost Basis	Unrealized Gain (Loss)
-------------	------------------------------	----------	-----------------------------------	--------------------------------------	----------------------------	---------------------------------	---------------------------

CDs

Certificates of Deposit (CDs), including Market Indexed CD s and Market Linked CDs (collectively, MCDs) are generally shown at estimated market prices based upon a matrix or model pricing method that may not represent the actual price if sold prior to maturity. However, CDs and MCDs may be shown at face value for up to seven calendar days from date of issue if estimated market prices have not been received from a third party pricing vendor. The actual value of CDs and MCDs may be different from their purchase price. CDs and MCDs are subject to interest rate risk. The estimated market price reflected for MCDs may not be based on the actual closing value of the linked market index on the final maturity date and the market value of MCDs may not correspond directly to increases or decreases in the underlying linked market index. You may sell CDs or MCDs in the secondary market subject to market conditions. The secondary market for CDs and MCDs is generally illiquid. If sold prior to maturity, the value of MCDs may be less than the purchase amount or face value. The sale or redemption of any fixed income security prior to maturity may result in a substantial gain or loss, and an early withdrawal penalty may apply. Certain MCDs may only be redeemed on pre-specified liquidation dates and may have call features that allow the issuer to call the MCD prior to maturity. Certain Step Rate CDs are also subject to reinvestment risk if call provisions are exercised by the issuer and if a CD with a comparable rate is not available.

See sales materials or contact your broker/dealer for additional information.

HAWAII CENT FCU HONOLULU HAWAII 5.50000%	419700AG4	205,000	\$1.00778	\$206,594.90	\$11,275.00	\$205,003.50	
10/27/2026 NOT FDIC INSURED	CASH						
CPN PMT MONTHLY							
Next Interest Payable: 05/27/26							
Estimated Yield 5.45%							
Accrued Interest \$123.56							
Average Unit Cost \$1.00							
Adjusted Cost Basis						\$205,000.61	D \$1,594.29
YTD Amortized Premium	\$0.41 E						

Account carried with National Financial Services LLC, Member
NYSE, SIPC

Statement for the Period April 1, 2026 to April 30, 2026

CRESTLINE VILLAGE WATER DISTRICT - Unincorporated Assn
Account Number: A4B-000090



Securities offered through Cambridge Investment Research, Inc. Member FINRA/SIPC.
Advisory services through Cambridge Investment Research Advisors, Inc., a Registered Investment Adviser. Cambridge and King Capital Advisors are not affiliated.

HOLDINGS > FIXED INCOME *continued*

Description	Symbol/Cusip Account Type	Quantity	Estimated Price on 04/30/26	Estimated Current Market Value	Estimated Annual Income	Original/Adjusted Cost Basis	Unrealized Gain (Loss)
STATE BK INDIA NEW YORK NY CD 5.00000% 10/30/2028 FDIC INSURED CPN PMT SEMI-ANNUAL ON APR 30, OCT 30 Next Interest Payable: 10/30/26 Estimated Yield 4.87% Accrued Interest \$28.08 Average Unit Cost \$1.00 Adjusted Cost Basis YTD Amortized Premium	8562854D0 CASH	205,000	\$1.02476	\$210,075.80	\$10,250.00	\$205,003.50	
	\$0.34 E					\$205,001.85 D	\$5,073.95
HIAWATHA NATL BK HAGER CITY CD 4.35000% 10/26/2029 FDIC INSURED CPN PMT MONTHLY Next Interest Payable: 05/28/26 CALLABLE ON 05/28/2026 @ 100.0000 Estimated Yield 4.34% Accrued Interest \$51.84 Average Unit Cost \$1.00 Adjusted Cost Basis YTD Amortized Premium	428548CD1 CASH	145,000	\$1.00017	\$145,024.65	\$6,307.50	\$145,003.50	
	\$0.22 E					\$145,002.52 D	\$22.13
MORGAN STANLEY BK N A CD 4.20000% 07/17/2030 FDIC INSURED CPN PMT SEMI-ANNUAL ON JAN 17, JUL 17 Next Interest Payable: 07/17/26 CALLABLE ON 07/17/2026 @ 100.0000 Estimated Yield 4.20% Accrued Interest \$1795.07 Average Unit Cost \$1.00 Adjusted Cost Basis YTD Amortized Premium	61776CU62 CASH	150,000	\$0.99987	\$149,980.50	\$6,300.00	\$150,003.50	
	\$0.24 E					\$150,003.07 D	(\$22.57)

Account carried with National Financial Services LLC, Member
NYSE, SIPC

Statement for the Period April 1, 2026 to April 30, 2026

CRESTLINE VILLAGE WATER DISTRICT - Unincorporated Assn
Account Number: A4B-000090



Securities offered through Cambridge Investment Research, Inc. Member FINRA/SIPC.
Advisory services through Cambridge Investment Research Advisors, Inc., a Registered Investment Adviser. Cambridge and King Capital Advisors are not affiliated.

HOLDINGS > FIXED INCOME *continued*

Description	Symbol/Cusip Account Type	Quantity	Estimated Price on 04/30/26	Estimated Current Market Value	Estimated Annual Income	Original/Adjusted Cost Basis	Unrealized Gain (Loss)
JPMORGAN CHASE BK N A CD 4.00000% 02/20/2031 FDIC INSURED CPN PMT ANNUAL 1ST CPN DTE 02/20/2027 Next Interest Payable: 02/20/27 CALLABLE ON 02/20/2029 @ 100.0000 Estimated Yield 4.03% Accrued Interest \$1841.10 Average Unit Cost \$1.00 Adjusted Cost Basis	46659CQC7 CASH	240,000	\$0.99095	\$237,828.00	\$9,600.00	\$240,003.50	
Total CDs		945,000		\$949,503.85	\$43,732.50	\$945,011.43	D (\$2,175.38)
U.S. Treasury / Agency Securities							
FEDERAL HOME LOAN BA SER IL-8027 3.70000% 09/17/2027 MOODY'S Aa1 /S&P AA+ CPN PMT SEMI-ANNUAL ON SEP 17, MAR 17 1ST CPN DTE 09/17/2026 Next Interest Payable: 09/17/26 CALLABLE ON 06/17/2026 @ 100.0000 Accrued Interest \$1104.86 Average Unit Cost \$100.00 Adjusted Cost Basis	3130B9R93 CASH	250,000	\$99.712	\$249,280.00	\$9,250.00	\$250,003.50	
FEDERAL NATL MTG ASSN NOTE 4.00000% 03/10/2031 MOODY'S Aa1 /S&P AA+ CPN PMT SEMI-ANNUAL ON SEP 10, MAR 10 1ST CPN DTE 09/10/2026 Next Interest Payable: 09/10/26 CALLABLE ON 09/10/2026 @ 100.0000 Accrued Interest \$1388.89 Average Unit Cost \$100.00	3136GCRK3 CASH	250,000	\$99.188	\$247,970.00	\$10,000.00	\$250,003.50	
						\$250,003.22	D (\$723.22)

Account carried with National Financial Services LLC, Member
NYSE, SIPC

Statement for the Period April 1, 2026 to April 30, 2026

CRESTLINE VILLAGE WATER DISTRICT - Unincorporated Assn
Account Number: A4B-000090



Securities offered through Cambridge Investment Research, Inc. Member FINRA/SIPC.
Advisory services through Cambridge Investment Research Advisors, Inc., a Registered Investment Adviser. Cambridge and King Capital Advisors are not affiliated.

HOLDINGS > FIXED INCOME *continued*

Description	Symbol/Cusip Account Type	Quantity	Estimated Price on 04/30/26	Estimated Current Market Value	Estimated Annual Income	Original/Adjusted Cost Basis	Unrealized Gain (Loss)
FEDERAL NATL MTG ASSN NOTE 4.00000%	3136GCRK3	<i>continued</i>					
Adjusted Cost Basis						\$250,003.42 D	(\$2,033.42)
Total U.S. Treasury / Agency Securities		500,000		\$497,250.00	\$19,250.00	\$500,006.64	(\$2,756.64)
Total Fixed Income		1,445,000		\$1,446,753.85	\$62,982.50	\$1,445,018.07	\$1,735.78
Total Securities				\$1,446,753.85	\$62,982.50	\$1,445,018.07	\$1,735.78
TOTAL PORTFOLIO VALUE				\$1,936,541.87	\$62,982.50	\$1,445,018.07	\$1,735.78

Activity

NFS-provided cost basis, realized gain (loss) and holding period information may not reflect all adjustments necessary for tax purposes. Please refer to Footnotes and Cost Basis Information at the end of this statement for more information.

CORE FUND ACTIVITY

For more information about the operation of your core account, please refer to your Customer Agreement.

Settlement Date	Account Type	Transaction	Description	Quantity	Amount
04/27/26	CASH	YOU BOUGHT	INSURED BANK DEPOSIT PROGRAM MORNING TRADE @ 1	957.6	(\$957.60)
04/28/26	CASH	YOU BOUGHT	INSURED BANK DEPOSIT PROGRAM MORNING TRADE @ 1	535.71	(\$535.71)
04/30/26	CASH	YOU BOUGHT	INSURED BANK DEPOSIT PROGRAM @ 1	6,395.45	(\$6,395.45)
04/30/26	CASH	REINVESTMENT	INSURED BANK DEPOSIT PROGRAM NET INT REINVEST	0.67	(\$0.67)

Account carried with National Financial Services LLC, Member NYSE, SIPC

Statement for the Period April 1, 2026 to April 30, 2026

CRESTLINE VILLAGE WATER DISTRICT - Unincorporated Assn
 Account Number: A4B-000090



Securities offered through Cambridge Investment Research, Inc. Member FINRA/SIPC.
 Advisory services through Cambridge Investment Research Advisors, Inc., a Registered Investment Adviser. Cambridge and King Capital Advisors are not affiliated.

ACTIVITY *continued*

	Amount
TOTAL CORE FUND ACTIVITY	(\$7,889.43)

ACTIVITY > INCOME > TAXABLE INCOME

Settlement Date	Account Type	Transaction	Description	Quantity	Amount
Taxable Dividends					
04/30/26	CASH	DIVIDEND RECEIVED	FIDELITY GOVERNMENT CASH RESERVES DIVIDEND RECEIVED		\$1,284.49
Total Taxable Dividends					\$1,284.49
Taxable Interest					
04/27/26	CASH	INTEREST	HAWAII CENT FCU HONOLULU HAWAI 5.50000% 10/27/2026		\$957.60
04/28/26	CASH	INTEREST	HIAWATHA NATL BK HAGER CITY CD 4.35000% 10/26/2029		\$535.71
04/30/26	CASH		INSURED BANK DEPOSIT PROGRAM INTEREST RECEIVED		\$0.67
04/30/26	CASH	INTEREST	STATE BK INDIA NEW YORK NY CD 5.00000% 10/30/2028		\$5,110.96
Total Taxable Interest					\$6,604.94
Total Taxable Income					\$7,889.43
TOTAL INCOME					\$7,889.43

Account carried with National Financial Services LLC, Member NYSE, SIPC

Statement for the Period April 1, 2026 to April 30, 2026

CRESTLINE VILLAGE WATER DISTRICT - Unincorporated Assn
Account Number: A4B-000090



Securities offered through Cambridge Investment Research, Inc. Member FINRA/SIPC.
Advisory services through Cambridge Investment Research Advisors, Inc., a Registered Investment Adviser. Cambridge and King Capital Advisors are not affiliated.

ACTIVITY >BANK DEPOSIT DETAIL

Bank Deposits are not securities and are not covered by the Securities Investor Protection Corporation (SIPC). Funds are not FDIC insured until swept to a Program Bank. Customers are responsible for monitoring their total deposits at each Program Bank to determine the extent of available FDIC insurance. Your ending balance at each Program Bank as of the end of this statement period is shown below. If you participate in the Bank Deposit Sweep Program, the Bank Deposit Detail section lists banks and ending balances. Funds pending settlement reflect deposits to (credit) or withdrawals from (debit) to a Program Bank. Please refer to the Program Disclosure document for additional details that may impact the program.

Bank	Beginning Balance	Ending Balance
State Street Bank and Trust Co	\$14,694.79	\$17,523.33
Prior Month's Pending Settlement	\$1,334.56	
Current Month's Pending Settlement		\$6,395.45
Total Bank Deposits	\$16,029.35	\$23,918.78

Footnotes and Cost Basis Information

Amortization, accretion and similar adjustments to cost basis have been provided for many fixed income securities (and some bond-like equities), however, they are not provided for certain types, such as short-term instruments, Unit Investment Trusts, foreign fixed income securities, or those that are subject to early prepayment of principal (pay downs). Where current year premium or acquisition premium amortization is provided, the prior years' cumulative amortization is reflected in the adjusted cost basis, but we cannot provide a breakdown or the total of such prior amortization amounts.

NFS is required to report certain cost basis and related information to the IRS on the Form 1099-B. Your official 1099-B forms for certain transactions will reflect which lots have been sold for tax purposes. To apply a specific identification cost basis method to 1099-B reporting, appropriate instructions must be on file with NFS or be received by NFS before the trade has settled. Absent such instructions, NFS determines cost basis at the time of sale based on its default methods of average cost for open-end mutual funds and first-in, first-out (FIFO) for all other (including ETFs) unless your broker dealer has elected to use another default method. NFS applies FIFO (or other disposal method, if applicable) based on its records, which may be different from yours. For transactions that are not subject to 1099-B cost basis reporting, you should refer to your trade confirmations and other applicable records to determine which lots were considered sold for tax purposes.

While NFS must meet IRS requirements with respect to certain information required to be reported to the IRS, NFS-provided cost basis, realized gain and loss, and holding period information may not reflect all adjustments necessary for your tax reporting purposes. NFS makes no warranties with respect to and specifically disclaims any liability arising out of a customer's use of, or any tax position taken in reliance upon, such information.

For investments in partnerships, NFS does not make any adjustments to cost basis information as the calculation of basis in such investments requires supplemental information from the partnership on its income and distributions during the period you held your investment. Partnerships usually provide this additional information on a Form K-1 issued by April 15th of the following year.

Consult your tax advisor for further information.

D - Adjusted cost basis reflects any cumulative original issue discount, premium, or acquisition premium, and it assumes such amounts were amortized by the taxpayer over the life of the security from acquisition date through disposition date. For securities still held, maturity date was used instead of disposition date. Premium amortization was calculated using the yield-to-maturity method. Acquisition premium was calculated using the ratable accrual method. If applicable, adjusted cost basis reflects market discount accretion which was calculated using the straight-line method and was recognized at disposition date. Gain/loss displayed for this transaction was based on cost basis as adjusted for premium and discount as stated above and does not reflect any losses disallowed because of wash sales (if applicable). The adjusted cost basis may not reflect all adjustments necessary for tax reporting purposes and may also not apply if you are using an alternative amortization calculation method. Refer to IRS Publication 550, Investment Income and Expenses, for additional information.

E - YTD amortized premium was calculated on the yield-to-maturity amortization method. Cumulative premium amortization from acquisition date through disposition date is reflected in the adjusted cost basis. For securities still held, maturity date was used instead of disposition

Account carried with National Financial Services LLC, Member
NYSE, SIPC